



FLORIDA TAX CREDIT **Scholarship Program**

FEBRUARY QUARTERLY REPORT **2012**

The Florida Tax Credit (FTC) Scholarship Program was established in 2001 to encourage private, voluntary contributions from corporate donors to non-profit scholarship funding organizations (SFO) that award scholarships to children from low-income families. Step Up For Students is the only approved participating SFO for the 2011-12 school year. A corporation can receive a dollar-for-dollar tax credit up to 100% of its state income tax liability. The program also includes credits against the insurance premium tax for contributions to eligible non-profit SFOs, credits against severance taxes on oil and gas production, self-accrued sales tax liabilities of direct pay permit holders, and alcoholic beverage taxes on beer, wine, and spirits. The maximum amount the state may award is \$175 million in credits for the 2011-2012 fiscal year. This program expands educational opportunities and school choice for children of families that have limited financial resources.

Next quarterly report will be available: July 2012

FTC Student Participation and Funding by District

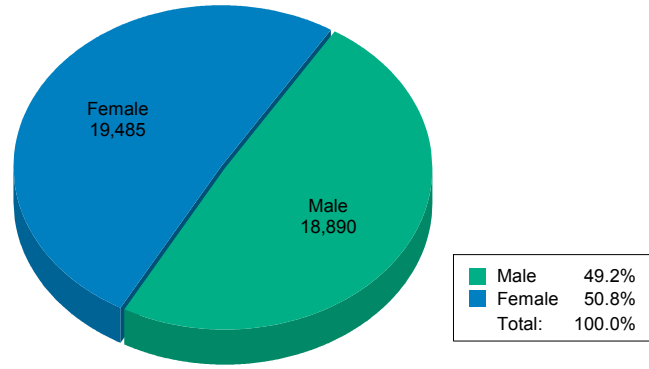
| DISTRICTID | DISTRICT NAME | STUDENTS | STU% | TOTAL FUNDED | FUND% |
|---------------|---------------|---------------|-------------|-------------------|-------------|
| 1 | ALACHUA | 284 | 0.74% | 526,232 | 0.75% |
| 2 | BAKER | 28 | 0.07% | 50,629 | 0.07% |
| 3 | BAY | 34 | 0.09% | 55,728 | 0.08% |
| 4 | BRADFORD | 167 | 0.44% | 311,748 | 0.44% |
| 5 | BREVARD | 1,129 | 2.94% | 2,021,324 | 2.88% |
| 6 | BROWARD | 3,020 | 7.87% | 5,513,219 | 7.85% |
| 8 | CHARLOTTE | 163 | 0.42% | 297,041 | 0.42% |
| 9 | CITRUS | 224 | 0.58% | 414,121 | 0.59% |
| 10 | CLAY | 229 | 0.60% | 412,255 | 0.59% |
| 11 | COLLIER | 173 | 0.45% | 318,089 | 0.45% |
| 12 | COLUMBIA | 155 | 0.40% | 278,001 | 0.40% |
| 13 | DADE | 9,913 | 25.83% | 18,383,493 | 26.18% |
| 14 | DESOTO | 22 | 0.06% | 32,857 | 0.05% |
| 15 | DIXIE | 55 | 0.14% | 100,827 | 0.14% |
| 16 | DUVAL | 3,345 | 8.72% | 6,204,412 | 8.84% |
| 17 | ESCAMBIA | 561 | 1.46% | 1,026,720 | 1.46% |
| 18 | FLAGLER | 187 | 0.49% | 350,296 | 0.50% |
| 19 | FRANKLIN | 21 | 0.05% | 23,896 | 0.03% |
| 20 | GADSDEN | 204 | 0.53% | 370,671 | 0.53% |
| 21 | GILCHRIST | 40 | 0.10% | 69,310 | 0.10% |
| 22 | GLADES | 15 | 0.04% | 27,509 | 0.04% |
| 23 | GULF | | | | |
| 24 | HAMILTON | 58 | 0.15% | 100,570 | 0.14% |
| 25 | HARDEE | 18 | 0.05% | 34,066 | 0.05% |
| 26 | HENDRY | 64 | 0.17% | 106,598 | 0.15% |
| 27 | HERNANDO | 276 | 0.72% | 500,343 | 0.71% |
| 28 | HIGHLANDS | 178 | 0.46% | 312,530 | 0.45% |
| 29 | HILLSBOROUGH | 1,740 | 4.53% | 3,242,532 | 4.62% |
| 30 | HOLMES | | | | |
| 31 | INDIAN RIVER | 106 | 0.28% | 158,870 | 0.23% |
| 32 | JACKSON | 24 | 0.06% | 43,455 | 0.06% |
| 33 | JEFFERSON | 14 | 0.04% | 28,077 | 0.04% |
| 34 | LAFAYETTE | 16 | 0.04% | 23,796 | 0.03% |
| 35 | LAKE | 540 | 1.41% | 968,896 | 1.38% |
| 36 | LEE | 420 | 1.09% | 773,182 | 1.10% |
| 37 | LEON | 340 | 0.89% | 616,584 | 0.88% |
| 38 | LEVY | 87 | 0.23% | 161,384 | 0.23% |
| 39 | LIBERTY | | | | |
| 40 | MADISON | 20 | 0.05% | 32,553 | 0.05% |
| 41 | MANATEE | 283 | 0.74% | 511,449 | 0.73% |
| 42 | MARION | 814 | 2.12% | 1,469,320 | 2.09% |
| 43 | MARTIN | 141 | 0.37% | 250,419 | 0.36% |
| 44 | MONROE | 42 | 0.11% | 73,725 | 0.10% |
| 45 | NASSAU | 66 | 0.17% | 115,910 | 0.17% |
| 46 | OKALOOSA | 152 | 0.40% | 285,653 | 0.41% |
| 47 | OKEECHOBEE | 47 | 0.12% | 85,735 | 0.12% |
| 48 | ORANGE | 4,255 | 11.09% | 7,800,945 | 11.11% |
| 49 | OSCEOLA | 1,346 | 3.51% | 2,441,665 | 3.48% |
| 50 | PALM BEACH | 1,097 | 2.86% | 1,962,929 | 2.80% |
| 51 | PASCO | 453 | 1.18% | 819,335 | 1.17% |
| 52 | PINELLAS | 1,368 | 3.56% | 2,471,853 | 3.52% |
| 53 | POLK | 1,005 | 2.62% | 1,821,462 | 2.59% |
| 54 | PUTNAM | 165 | 0.43% | 313,661 | 0.45% |
| 55 | ST. JOHNS | 172 | 0.45% | 321,369 | 0.46% |
| 56 | ST. LUCIE | 379 | 0.99% | 690,801 | 0.98% |
| 57 | SANTA ROSA | 59 | 0.15% | 104,047 | 0.15% |
| 58 | SARASOTA | 273 | 0.71% | 499,628 | 0.71% |
| 59 | SEMINOLE | 588 | 1.53% | 1,035,127 | 1.47% |
| 60 | SUMTER | 62 | 0.16% | 109,088 | 0.16% |
| 61 | SUWANNEE | 181 | 0.47% | 294,128 | 0.42% |
| 62 | TAYLOR | 25 | 0.07% | 32,970 | 0.05% |
| 63 | UNION | 16 | 0.04% | 32,088 | 0.05% |
| 64 | VOLUSIA | 1,403 | 3.66% | 2,585,732 | 3.68% |
| 65 | WAKULLA | 34 | 0.09% | 61,352 | 0.09% |
| 66 | WALTON | 32 | 0.08% | 60,629 | 0.09% |
| 67 | WASHINGTON | 37 | 0.10% | 62,131 | 0.09% |
| TOTAL: | 66 | 38,375 | 100% | 70,223,165 | 100% |

Note: Blanks indicate less than 11 students per district and are not displayed but calculated in total in order to protect student confidentiality.

Private Schools by District Serving FTC Students

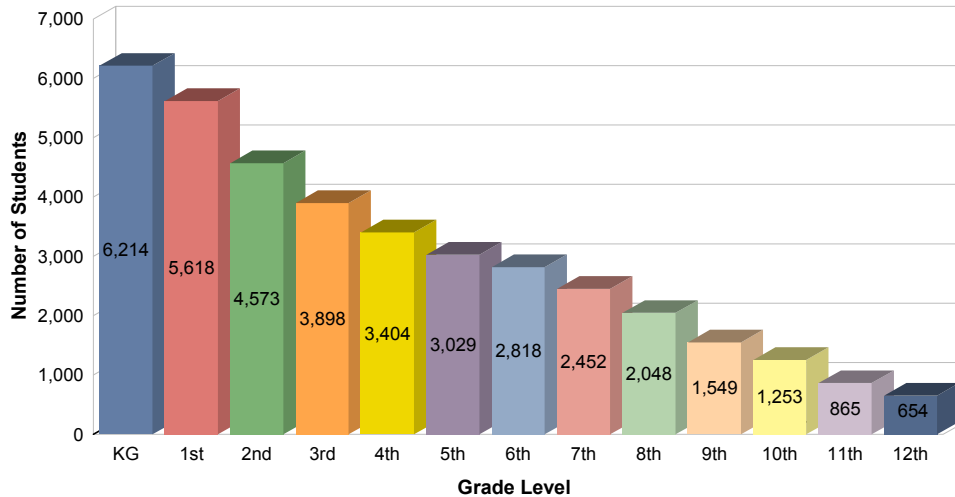
| DISTRICT | DISTRICT NAME | SCHOOLS |
|---------------|---------------|--------------|
| 1 | ALACHUA | 19 |
| 2 | BAKER | 1 |
| 3 | BAY | 4 |
| 4 | BRADFORD | 5 |
| 5 | BREVARD | 46 |
| 6 | BROWARD | 97 |
| 8 | CHARLOTTE | 10 |
| 9 | CITRUS | 7 |
| 10 | CLAY | 16 |
| 11 | COLLIER | 10 |
| 12 | COLUMBIA | 5 |
| 13 | DADE | 218 |
| 14 | DESOTO | 1 |
| 15 | DIXIE | 1 |
| 16 | DUVAL | 91 |
| 17 | ESCAMBIA | 18 |
| 18 | FLAGLER | 4 |
| 19 | FRANKLIN | 1 |
| 20 | GADSDEN | 4 |
| 21 | GILCHRIST | 2 |
| 22 | GLADES | 1 |
| 23 | GULF | 1 |
| 24 | HAMILTON | 3 |
| 25 | HARDEE | 2 |
| 26 | HENDRY | 3 |
| 27 | HERNANDO | 10 |
| 28 | HIGHLANDS | 8 |
| 29 | HILLSBOROUGH | 71 |
| 30 | HOLMES | 1 |
| 31 | INDIAN RIVER | 8 |
| 32 | JACKSON | 2 |
| 33 | JEFFERSON | 2 |
| 34 | LAFAYETTE | 1 |
| 35 | LAKE | 19 |
| 36 | LEE | 23 |
| 37 | LEON | 16 |
| 38 | LEVY | 3 |
| 40 | MADISON | 1 |
| 41 | MANATEE | 13 |
| 42 | MARION | 23 |
| 43 | MARTIN | 6 |
| 44 | MONROE | 1 |
| 45 | NASSAU | 4 |
| 46 | OKALOOSA | 6 |
| 47 | OKEECHOBEE | 3 |
| 48 | ORANGE | 93 |
| 49 | OSCEOLA | 22 |
| 50 | PALM BEACH | 40 |
| 51 | PASCO | 20 |
| 52 | PINELLAS | 68 |
| 53 | POLK | 36 |
| 54 | PUTNAM | 3 |
| 55 | ST. JOHNS | 5 |
| 56 | ST. LUCIE | 8 |
| 57 | SANTA ROSA | 3 |
| 58 | SARASOTA | 21 |
| 59 | SEMINOLE | 29 |
| 60 | SUMTER | 2 |
| 61 | SUWANNEE | 3 |
| 62 | TAYLOR | 2 |
| 64 | VOLUSIA | 33 |
| 65 | WAKULLA | 3 |
| 66 | WALTON | 2 |
| 67 | WASHINGTON | 2 |
| TOTAL: | 64 | 1,186 |

FTC Student Enrollment by Gender



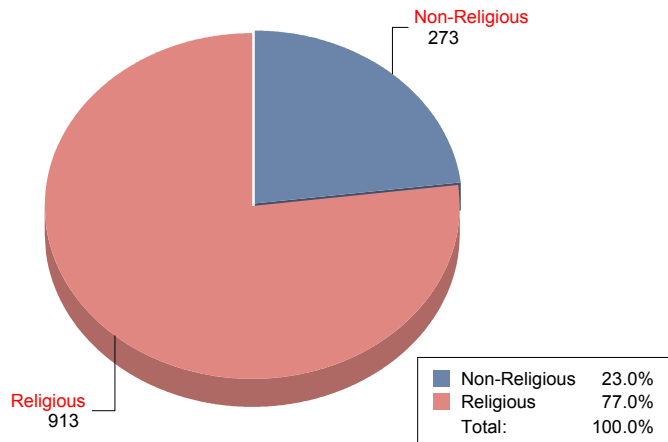
| <u>GENDER</u> | <u>STUDENTS</u> | <u>PERCENTAGE</u> |
|---------------|-----------------|-------------------|
| Male | 18,890 | 49.2% |
| Female | 19,485 | 50.8% |
| Total: | 38,375 | 100.0% |

FTC Student Enrollment by Grade Level



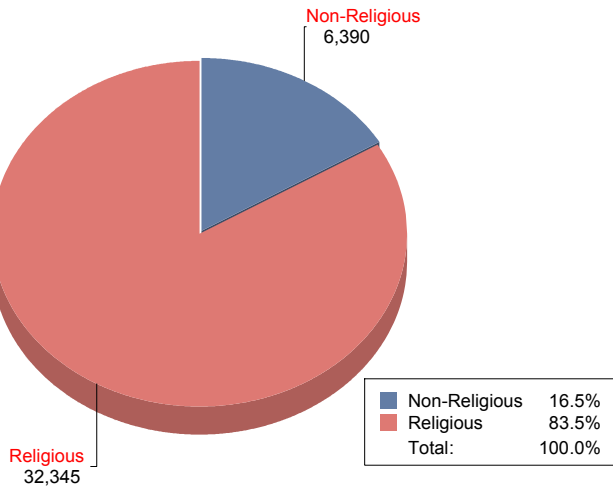
| <u>GRADE LEVEL</u> | <u>STUDENTS</u> | <u>PERCENTAGE</u> |
|--------------------|-----------------|-------------------|
| KG | 6,214 | 16.2% |
| 1st | 5,618 | 14.6% |
| 2nd | 4,573 | 11.9% |
| 3rd | 3,898 | 10.2% |
| 4th | 3,404 | 8.9% |
| 5th | 3,029 | 7.9% |
| 6th | 2,818 | 7.3% |
| 7th | 2,452 | 6.4% |
| 8th | 2,048 | 5.3% |
| 9th | 1,549 | 4.0% |
| 10th | 1,253 | 3.3% |
| 11th | 865 | 2.3% |
| 12th | 654 | 1.7% |
| Total: | 38,375 | 100.0% |

Private Schools Participating in FTC by Type



| <u>SCHOOL TYPE</u> | <u>SCHOOLS</u> | <u>PERCENTAGE</u> |
|--------------------|----------------|-------------------|
| Non-Religious | 273 | 23.0% |
| Religious | 913 | 77.0% |
| Total: | 1,186 | 100.0% |

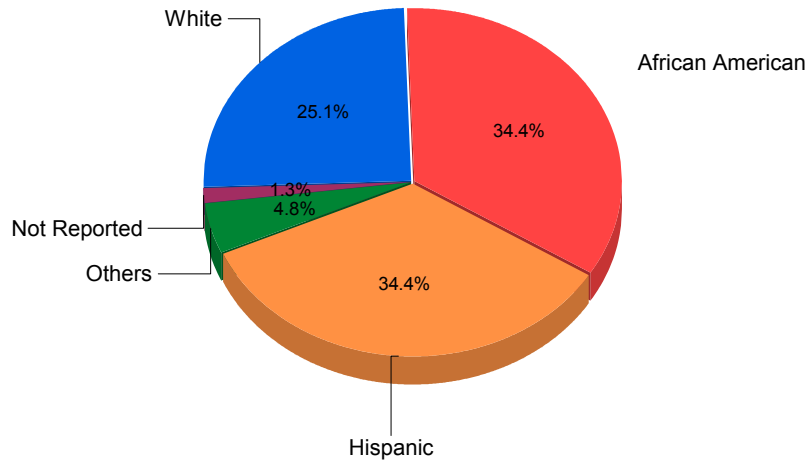
FTC Student Enrollment by Type of Private School



| <u>SCHOOL TYPE</u> | <u>STUDENTS</u> | <u>PERCENTAGE</u> |
|--------------------|-----------------|-------------------|
| Non-Religious | 6,390 | 16.5% |
| Religious | 32,345 | 83.5% |
| Total: | 38,735 * | 100.0% |

* Indicates that 360 students attended more than one school (Religious and Non-Religious) during the September 2011, November 2011, and February 2012 reporting periods.

FTC Student Enrollment by Race/Ethnicity



| <u>RACE</u> | <u>STUDENTS</u> | <u>PERCENTAGE</u> |
|------------------|-----------------|-------------------|
| White | 9,616 | 25.1% |
| African American | 13,205 | 34.4% |
| Hispanic | 13,190 | 34.4% |
| Others | 1,848 | 4.8% |
| Not Reported | 516 | 1.3% |
| Total: | 38,375 | 100.0% |

* "Others" include students who are American Indian or Alaska Native, Asian, Native Hawaiian or Other Pacific Islander, and Multiracial.